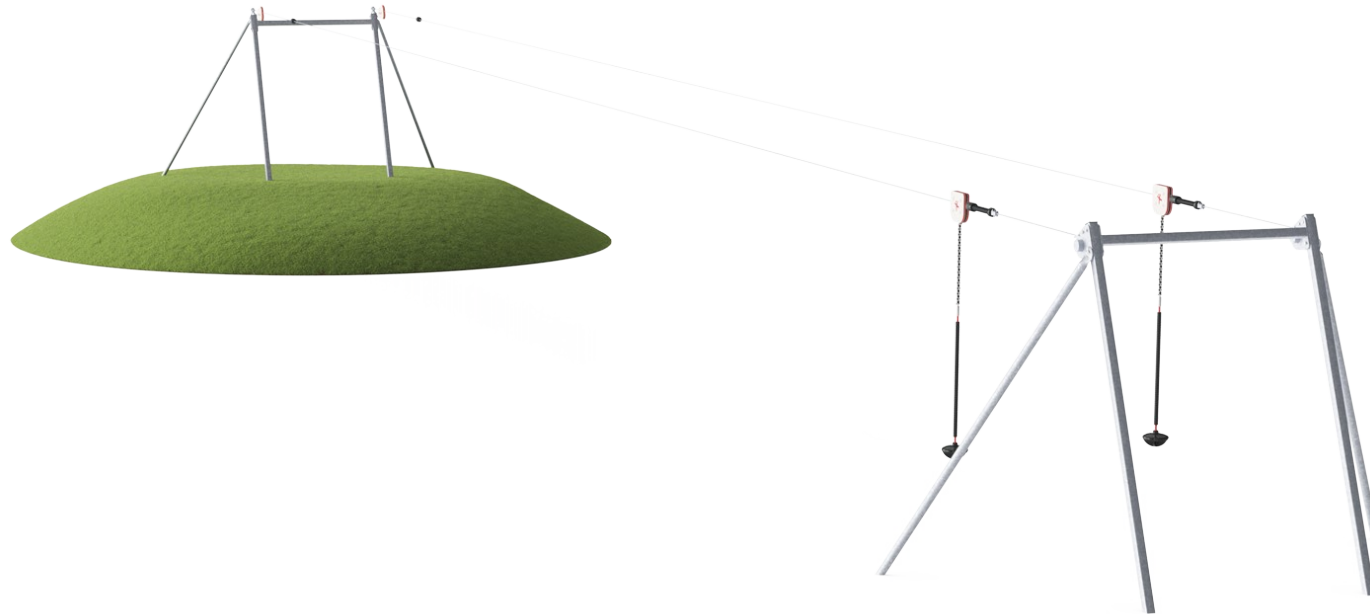



Double Cableway, Sloping Ground

KCW80401



Item no. KCW80401-0901	
General Product Information	
Dimensions LxWxH	3233x487x391 cm
Age group	4+
Play capacity (users)	2
Colour options	●



The Double Cableway is the ultimate social daredevil attraction. It will support social play again and again with children racing each other to the end and competing for speed as they go. And they will go, again and again. The reason for this solid holding power lies mainly in the immense thrill of gliding through the air.

The feeling of weightlessness and the swooshing through the air trains spatial awareness as well as the child's understanding of gravity, space and speed. This is necessary for real life e.g. in managing traffic safely. Social skills are developed as children diligently hand back the seat to the next user in line. The

running and pulling involved in this trains the child's cardio endurance as well as upper body muscles. All in all, the cableway is an asset of play that unites generations and abilities with ways for almost everyone to use it.


Double Cableway, Sloping Ground

KCW80401



PUR covered rope

Physical: firm grip when spinning and hanging from arms. Arm muscles developed when holding tight.



Double zipline

Social-Emotional: the possibility to glide with a companion or have friendly competitions supports turn taking and cooperation skills. **Cognitive:** the speed may differ between the two Ziplines. Figuring out the reason behind this (weight, speed, force etc.) trains logical thinking.



Dino seat

Physical: the three divisions and chains of the seat provide efficient handholds for both standing and seated swinging.

Social-Emotional: the possibility of children swinging together, legs hanging down, trains cooperation, sequencing and turn-taking when swinging.



Long line

Physical: the lengthy glide through the air adds to the thrill and trains spatial awareness, trunk stability and upper-body muscles. All this helps support the child's physical self esteem, making e.g. positive risk taking easier.

Double Cableway, Sloping Ground

KCW80401



The steel surfaces are hot dip galvanised inside and outside with lead free zinc. The galvanisation has excellent corrosion resistance in outside environments and requires low maintenance.



The steel surfaces of GALAXY are hot dip galvanised inside and outside with lead free zinc. The galvanisation has excellent corrosion resistance in outside environments and requires low maintenance.



The high-quality steel cable with a diameter of 12mm is designed for heavy usage of the cableway for many years. The starting point is indicated by a knob. At the stop point there is special designed spring device ensuring a softer stop of the puller.



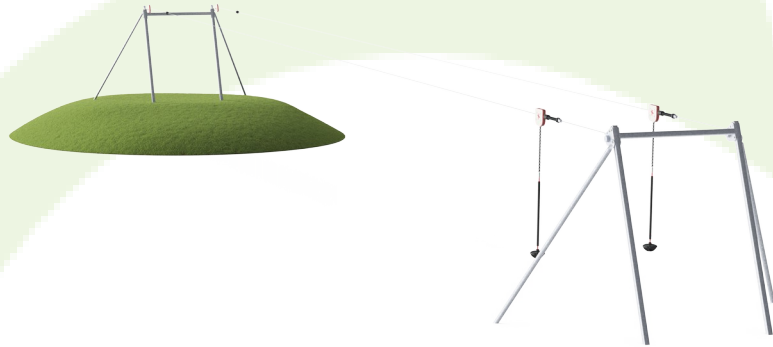
KOMPAN cableways are available for flat or natural sloped surroundings and for surface or in-ground installation. Further the cableways can be supplied with one or two cables for children to ride together in friendly competition. For flat surroundings a starting mound or platform is needed to use the cableway.

Item no. KCW80401-0901	
Installation Information	
Max. fall height	100 cm
Safety surfacing area	175.0 m ²
Total installation time	8.1 hours
Excavation volume	11.21 m ³
Concrete volume	6.05 m ³
Footing depth (standard)	90 cm
Shipment weight	573 kg
Anchoring options	In-ground ✓
Warranty Information	
Hot dip galvanised steel	Lifetime
PUR components	10 years
Cable	10 years
Movable parts	2 years
Spare parts guaranteed	10 years

**EN
1176**
compliant

Sustainability Data

KCW80401



Cradle to Gate A1-A3

Total CO₂ emission

CO₂e/kg

Recycled material

kg CO₂e

kg CO₂e/kg

%

KCW80401-0901

1,644.73

4.37

50.15

The overall framework applied for these factors is the Environmental Product Declaration (EPD), which quantifies "environmental information on the life cycle of a product and enable comparisons between products fulfilling the same function" (ISO, 2006). This follows the structure and applies a Life-Cycle Assessment approach to the entire Product stage from raw material through manufacturing (A1-A3))



Independent review certificate

Kompan A/S
C. F. Tietgens Blvd. 32C, 5220 Odense SØ

Bureau Veritas hereby attests that the CO₂e-calculations (covering materials, processing, waste and transport) done by Kompan for "Freestanding Play Equipment", meet the requirements set by the listed standard.

Kompan A/S uses a selection of EPDs and emission factors from the Life Cycle Assessment database Ecoinvent 3.11. These values are reported as kg CO₂e, with all other impact categories excluded in line with the scope of ISO 14067:2018. The emission factors cover, material use, manufacturing processes, transport to Kompan, and electricity used during manufacturing. The presented emissions fall under GHG Protocol scope 3 emissions. Scope 1 and 2 are not presented. Scope 3 emissions include emission sources in the upstream value chain of a company, downstream emissions are excluded in this analysis.

Method: ISO 14067:2018 using GHG protocol guidance documents, reported as kg CO₂e.

Object

The verification has been done on the one pager "KSW92011-0910" version: 27-10-2025. The supporting documentation "KOMPAN data_updated emissions factors_2025_V2" and "Emissions factors, EPD's and ecoinvent 3.11_2025" was also reviewed and approved.

Declaration

The verification has been completed as a critical review with a limited assurance. I hereby confirm that nothing has come to the reviewer's attention which would lead to conclude that the study does not give an accurate depiction or isn't completed following method of the CO₂e calculation, the requirements of ISO 14067:2018, and 14071:2024, in the above referenced documentation.

Note: This verification only covers calculation elements according to method described in ISO 14067:2018 and may not be seen as a Life Cycle Assessment according to ISO 14067:2018.

Ref.: Kompan_Verification report 2025, 28-10-2025

Date of certificate: 29-10-2025

Expire date: 29-10-2027

Verified by: Julie Marie Vejsgaard Larsen, Environmental Auditor

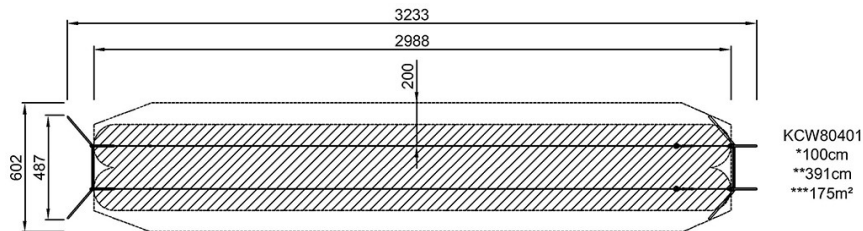
Signature:

Double Cableway, Sloping Ground

KCW80401

* Max fall height | ** Total height | *** Safety surfacing area

* Max fall height | ** Total height



[Click to see TOP VIEW](#)

[Click to see SIDE VIEW](#)