



# Multideck Tower

KPW102401

**KOMPANI**



Item no. KPW102401-0901	
<b>General Product Information</b>	
Dimensions LxWxH	408x229x344 cm
Age group	4+
Play capacity (users)	6
Colour options	



The Multideck tower is an action-packed, dense play unit which attracts children to come and climb, slide and glide. The varied play within a limited space makes it an intense play event that children will return to again and again. The pipe climber and climbing net provide diverse climbing options leading up to the

platform, training muscles and cross-coordination. Cross-coordination is a fundamental skill for literacy in later life. From the platform, there are two fun ways down to the ground, sliding or gliding. The fireman's pole trains the child's spatial awareness intensely, adding thrill with its speedy egress. This is

fundamental for instance in building up an understanding of mathematics. The slide, apart from being great fun, trains the child's core stability and sense of balance. The turn-taking skills trained in this unit builds up important socio-emotional skills for cooperative play.

# Multideck Tower


KPW102401



## Pipe ladder

**Physical:** cross coordination and eye-hand coordination are supported when children climb the ladder. The climbing also supports leg and arm muscles.

**Social-Emotional:** learning about turn taking and cooperation.



## Fireman's pole

**Physical:** coordination is supported when going down, as well as arm and core muscles. Landing strengthens bone density, which is built for life in early childhood. **Social-Emotional:** turn-taking and risk-taking.



## Boarding net

**Physical:** the inclined net supports the upward climbing movement of the body. Cross coordination and physical strength are trained. The asymmetry of the net challenges the children's climbing.



## Slide


**Physical:** sliding develops spatial awareness and a sense of balance. Furthermore, the core muscles are trained when sitting upright going down. **Social-Emotional:** empathy stimulated by turn-taking.

# Multideck Tower

KPW102401



Panels of FSC®-certified (FSC®C004450) pine wood with pressure-impregnated base treatment. Vertical boards and top ends are protected by a unique aluminium profile for high outdoor durability.



Panels of 19mm EcoCore™. EcoCore™ is a highly durable, eco friendly material, which is not only recyclable after use, but also consists of material produced from +95% recycled post consumer material from food packing waste.




Roof of FSC®-certified (FSC®C004450) pine wood with pressure-impregnated base treatment.

Item no. KPW102401-0901	
Installation Information	
Max. fall height	148 cm
Safety surfacing area	28.3 m <sup>2</sup>
Total installation time	7.9 hours
Excavation volume	1.45 m <sup>3</sup>
Concrete volume	0.37 m <sup>3</sup>
Footing depth (standard)	90 cm
Shipment weight	312 kg
Anchoring options	In-ground ✓ Surface ✓
Warranty Information	
Pinewood	10 years
EcoCore HDPE	Lifetime
Aluminum	15 years
Ropes & nets	10 years
Spare parts guaranteed	10 years



The main tower posts are available in two types of material: European pine wood posts, pressure impregnated Class 3 with Tanalith E3475 according to EN335 (Equivalent to NTR Class AB). Aluminum post t=2mm with anodized surface treatment. Base material EN AW-6060 T66.



Floors and panel activities are available in two types of material: Waterproof plywood decks, thickness 16mm from pine and alder wood with anti-slip film on both sides. High Pressure Laminate HPL thickness 17.8mm with slip-resistant surface texture according to EN 438-6.



The slides can be chosen in six different colors and three materials: Straight or curved one-piece molded PE slides, made from 33% recycled post-consumer materials in different colours. Combined EcoCore™ sides and stainless-steel. Full stainless steel in one piece design for more vandalism proof solutions.

**EN  
1176**  
compliant

# Sustainability Data

KPW102401



<b>Cradle to Gate A1-A3</b>	<b>Total CO<sub>2</sub> emission</b>	<b>CO<sub>2</sub>e/kg</b>	<b>Recycled material</b>
	kg CO <sub>2</sub> e	kg CO <sub>2</sub> e/kg	%
<b>KPW102401-0901</b>	576.62	2.45	25.46

The overall framework applied for these factors is the Environmental Product Declaration (EPD), which quantifies "environmental information on the life cycle of a product and enable comparisons between products fulfilling the same function" (ISO, 2006). This follows the structure and applies a Life-Cycle Assessment approach to the entire Product stage from raw material through manufacturing (A1-A3))

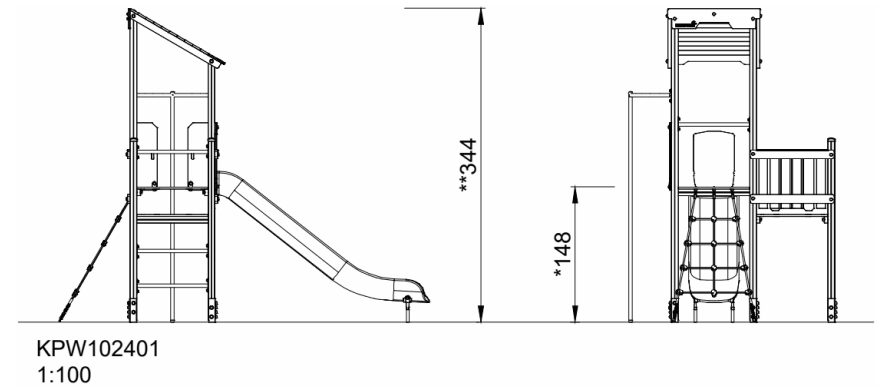
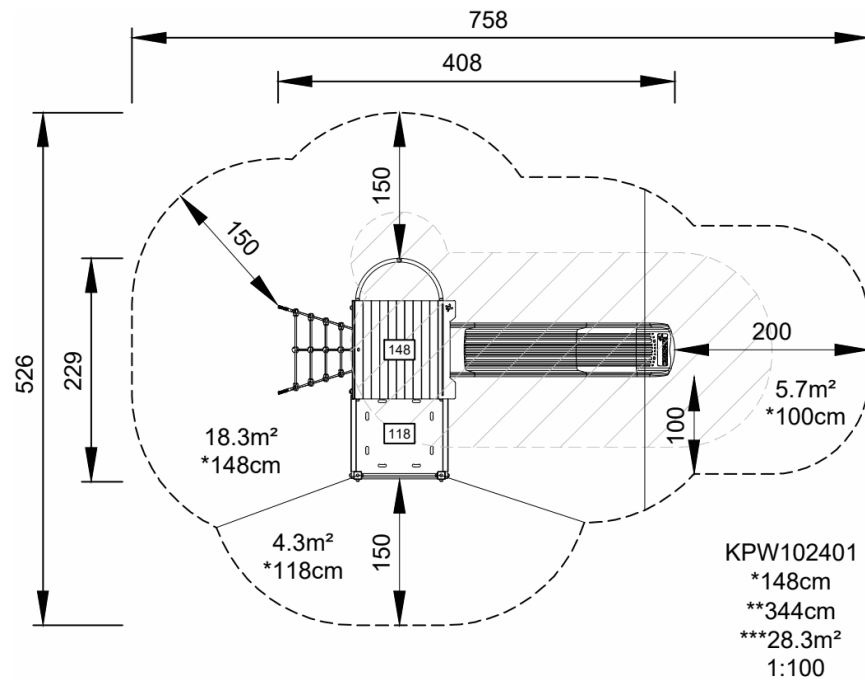
# Multideck Tower

KPW102401



\* Max fall height | \*\* Total height | \*\*\* Safety surfacing area

\* Max fall height | \*\* Total height



[Click to see TOP VIEW](#)

[Click to see SIDE VIEW](#)