



Double Tower with Firemans pole

KPW201501

KOMPANI



Item no. KPW201501-0901	
General Product Information	
Dimensions LxWxH	390x341x344 cm
Age group	4+
Play capacity (users)	10
Colour options	



The Double Tower offers highly attractive play variation to make children play for a long time. The access points have varied difficulty and thrill levels, as well as the egresses: The fireman's pole is for more seasoned players, training risk-taking and proprioception. For children who want to play it safer, the slide section allows for high-paced, cardio and

balance packed looping. The bridge invites thrilling balance training with friends, encouraging cooperation and consideration of others. It also trains the senses of balance and space, important for managing the world securely. The balance of more thrilling and more well-known play activities makes this a versatile challenge for most children. They will

meet, turn-take and cooperate in play, building up important socio-emotional skills and friendships.



Double Tower with Firemans pole

KPW201501

KOMPANI®



Slide

Physical: sliding develops spatial awareness and a sense of balance. Furthermore, the core muscles are trained when sitting upright going down. **Social-Emotional:** empathy stimulated by turn-taking.



Climbing wall

Physical: develops children's cross coordination, eye-hand coordination, and muscle strength when climbing. **Social-Emotional:** two-sided climb invites cooperation.



Pipe ladder

Physical: cross coordination and eye-hand coordination are supported when children climb the ladder. The climbing also supports leg and arm muscles. **Social-Emotional:** learning about turn taking and cooperation.



Fireman's pole


Physical: coordination is supported when going down, as well as arm and core muscles. Landing strengthens bone density, which is built for life in early childhood. **Social-Emotional:** turn-taking and risk-taking.

Double Tower with Firemans pole

KPW201501



Panels of FSC®-certified (FSC®C004450) pine wood with pressure-impregnated base treatment. Vertical boards and top ends are protected by a unique aluminium profile for high outdoor durability.



Panels of 19mm EcoCore™. EcoCore™ is a highly durable, eco friendly material, which is not only recyclable after use, but also consists of material produced from +95% recycled post consumer material from food packing waste.




Roof of FSC®-certified (FSC®C004450) pine wood with pressure-impregnated base treatment.

Item no. KPW201501-0901	
Installation Information	
Max. fall height	148 cm
Safety surfacing area	33.6 m ²
Total installation time	9.2 hours
Excavation volume	1.15 m ³
Concrete volume	0.50 m ³
Footing depth (standard)	90 cm
Shipment weight	394 kg
Anchoring options	In-ground ✓ Surface ✓
Warranty Information	
EcoCore HDPE	Lifetime
Aluminum	15 years
Pinewood	10 years
Ropes & nets	10 years
Spare parts guaranteed	10 years



The main tower posts are available in two types of material: European pine wood posts, pressure impregnated Class 3 with Tanalith E3475 according to EN335 (Equivalent to NTR Class AB). Aluminum post t=2mm with anodized surface treatment. Base material EN AW-6060 T66.



Floors and panel activities are available in two types of material: Waterproof plywood decks, thickness 16mm from pine and alder wood with anti-slip film on both sides. High Pressure Laminate HPL thickness 17.8mm with slip-resistant surface texture according to EN 438-6.



The slides can be chosen in six different colors and three materials: Straight or curved one-piece molded PE slides, made from 33% recycled post-consumer materials in different colours. Combined EcoCore™ sides and stainless-steel. Full stainless steel in one piece design for more vandalism proof solutions.

**EN
1176**
compliant

Sustainability Data

KPW201501



Cradle to Gate A1-A3	Total CO₂ emission	CO₂e/kg	Recycled material
	kg CO ₂ e	kg CO ₂ e/kg	%
KPW201501-0901	652.07	2.21	25.22

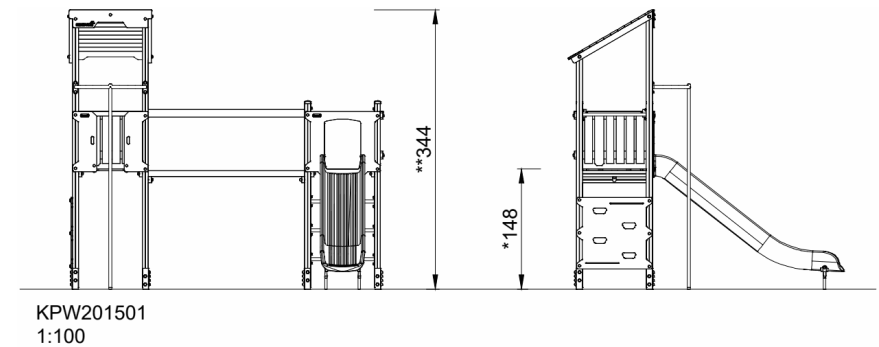
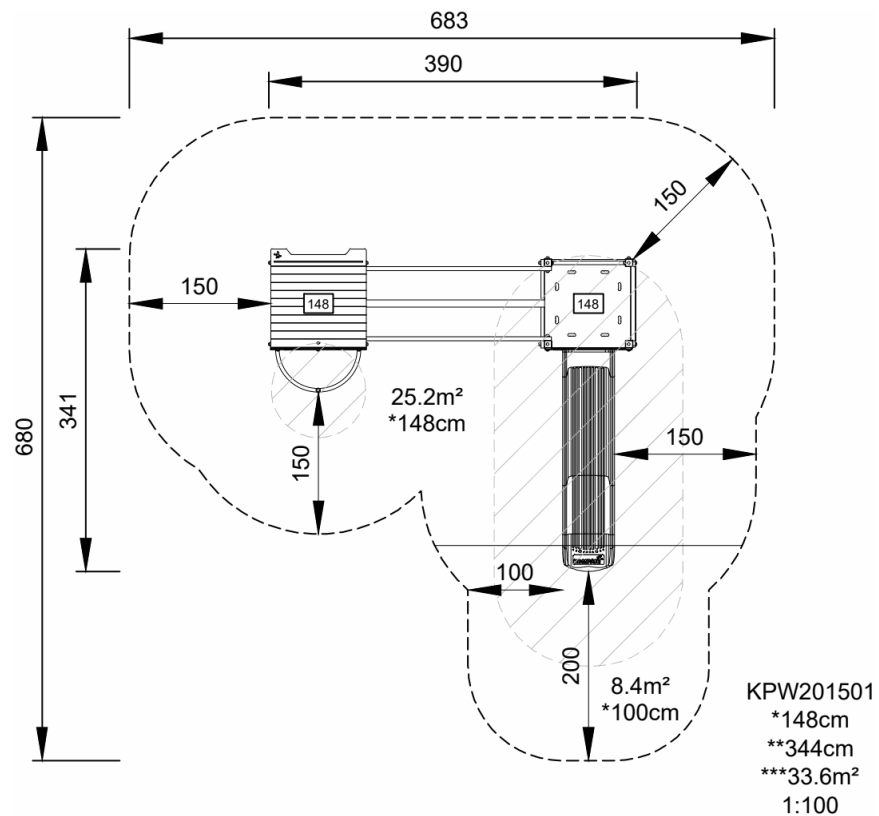
The overall framework applied for these factors is the Environmental Product Declaration (EPD), which quantifies "environmental information on the life cycle of a product and enable comparisons between products fulfilling the same function" (ISO, 2006). This follows the structure and applies a Life-Cycle Assessment approach to the entire Product stage from raw material through manufacturing (A1-A3))

Double Tower with Firemans pole

KPW201501

* Max fall height | ** Total height | *** Safety surfacing area

* Max fall height | ** Total height



[Click to see TOP VIEW](#)

[Click to see SIDE VIEW](#)