



Two Tower with Tall Multideck

KPW201701

KOMPANI



Item no. KPW201701-0901	
General Product Information	
Dimensions LxWxH	818x708x443 cm
Age group	4+
Play capacity (users)	24
Colour options	



This wonderful combination of fun and challenging play activities creates an irresistible play unit. Children will try it out and come back for more play, again and again. The layers of challenging play add something new to try out in every corner. And the varied play panels on ground level create corners for quieter play breaks also. The tall tower with a daredevil fireman's pole and banister bars, offers excellent training for muscles

and motor skills—especially for older children. It can also be accessed by crossing the wackle bridge, an exciting challenge that encourages children to balance and gently sway as they make their way across. This activity helps develop their sense of balance and spatial awareness. Reaching the top of the tower comes with a rewarding egress: a thrilling ride down the tall, curved slide. Beyond being great fun, sliding helps

strengthen core stability and train the child's sense of balance. At ground level, a Milled Music play panel serves as an excellent meeting point for social interaction and cooperation. By moving the stick across the millings, children can create sounds, helping them develop an understanding of cause and effect. The panel also encourages dramatic play, which fosters language development and communication skills.

Two Tower with Tall Multideck

KPW201701



Climbing net

Physical: supports physical strength and cross-body coordination, which impacts coordination of the right and left part of brain, fundamental for other skills such as the ability to read.



Curved slide

Physical: sliding develops spatial awareness and a sense of balance. Furthermore, the core muscles are trained when sitting upright going down. **Social-Emotional:** empathy stimulated by turn-taking.



Pipe climber

Physical: muscle strength, cross coordination, and spatial awareness when climbing. **Social-Emotional:** encourage socializing when seated on the bars.




Fireman's pole

Physical: coordination is supported when going down, as well as arm and core muscles. Landing strengthens bone density, which is built for life in early childhood. **Social-Emotional:** turn-taking and risk-taking.



Banister bars

Physical: coordination is supported when going down, as well as arm and core muscles. Landing strengthens bone density, which is built for life in childhood. **Social-Emotional:** turn-taking and risk-taking.



Milled Music

Social-Emotional: invites cooperation, turn-taking and communication due to the two-sidedness. **Cognitive:** moving the stick across the millings create sound and in result train cause and effect understanding. Children are invited to engage in dramatic play, which develop language and communication skills. **Creative:** creating varied sounds and rhythms.



Wackle bridge


Physical: sense of balance and space, and training of posture. Important for being able to sit still. **Social-Emotional:** cooperation, turn-taking and friendly competition on the plates.

Two Tower with Tall Multideck

KPW201701



Panels of FSC®-certified (FSC®C004450) pine wood with pressure-impregnated base treatment. Vertical boards and top ends are protected by a unique aluminium profile for high outdoor durability.



Panels of 19mm EcoCore™. EcoCore™ is a highly durable, eco friendly material, which is not only recyclable after use, but also consists of material produced from +95% recycled post consumer material from food packing waste.




Roof of FSC®-certified (FSC®C004450) pine wood with pressure-impregnated base treatment.

Item no. KPW201701-0901	
Installation Information	
Max. fall height	238 cm
Safety surfacing area	64.7 m ²
Total installation time	28.4 hours
Excavation volume	2.68 m ³
Concrete volume	1.23 m ³
Footing depth (standard)	90 cm
Shipment weight	1,022 kg
Anchoring options	In-ground ✓ Surface ✓
Warranty Information	
EcoCore HDPE	Lifetime
Aluminum	15 years
Pinewood	10 years
Ropes & nets	10 years
Spare parts guaranteed	10 years



The main tower posts are available in two types of material: European pine wood posts, pressure impregnated Class 3 with Tanalith E3475 according to EN335 (Equivalent to NTR Class AB). Aluminum post t=2mm with anodized surface treatment. Base material EN AW-6060 T66.



Floors and panel activities are available in two types of material: Waterproof plywood decks, thickness 16mm from pine and alder wood with anti-slip film on both sides. High Pressure Laminate HPL thickness 17.8mm with slip-resistant surface texture according to EN 438-6.



The slides can be chosen in six different colors and three materials: Straight or curved one-piece molded PE slides, made from 33% recycled post-consumer materials in different colours. Combined EcoCore™ sides and stainless-steel. Full stainless steel in one piece design for more vandalism proof solutions.

EN 1176
compliant

Sustainability Data

KPW201701



Cradle to Gate A1-A3	Total CO₂ emission	CO₂e/kg	Recycled material
	kg CO ₂ e	kg CO ₂ e/kg	%
KPW201701-0901	1,898.83	2.45	29.69

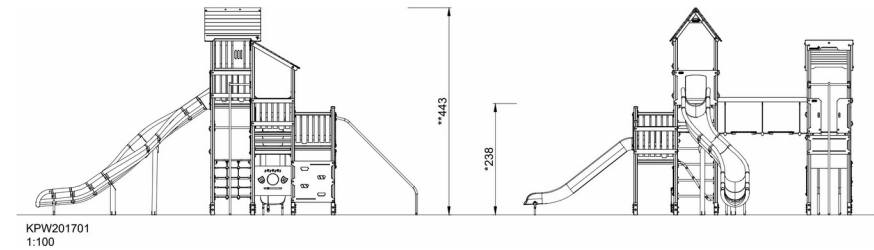
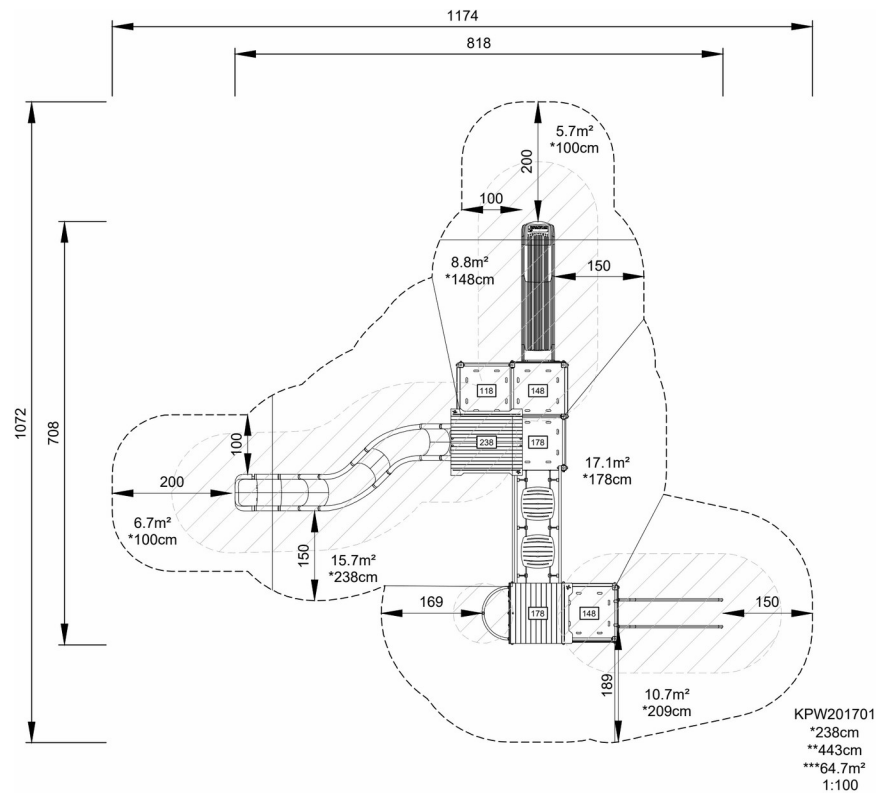
The overall framework applied for these factors is the Environmental Product Declaration (EPD), which quantifies "environmental information on the life cycle of a product and enable comparisons between products fulfilling the same function" (ISO, 2006). This follows the structure and applies a Life-Cycle Assessment approach to the entire Product stage from raw material through manufacturing (A1-A3))

Two Tower with Tall Multideck

KPW201701

* Max fall height | ** Total height | *** Safety surfacing area

* Max fall height | ** Total height



[Click to see TOP VIEW](#)

[Click to see SIDE VIEW](#)